



# Nunc Cell Factory systems

Ready, set, connect: aseptic filling made easy

# More confidence, helps reduce risk

Thermo Scientific™ Nunc™ Cell Factory™ multilayer systems are designed for a variety of biological and commercial applications. With a certified Sterility Assurance Level of  $10^{-6}$  achieved following AAMI/ISO 11137-2-2006 guidelines and a Nunclon™ Delta surface treatment, you can be assured of consistent performance from layer to layer and lot to lot. Our cell culture certification includes verification of monolayer formation and cloning efficiency using three cell lines and one primary cell.

## Aseptic filling using tubing set and peristaltic pump



Step 1

All aseptic connections need to be made under a controlled environment (e.g., biological safety cabinet).



Step 5

Place the Cell Factory onto the long side as shown and place the tubing into a peristaltic pump that can accept size 24 tubing. Pump medium until the required amount has been transferred. Alternatively, apply up to 30 mBar (0.5 psi) to the filter on the media bottle to begin the transfer.



Step 2

Connect the air filter to one port in order to enable pressure release during filling.



Step 6

Stop pump or remove pressure and let the volume equilibrate across all trays.



Step 3

To connect the Cell Factory system to the media bottle, use a tubing set with a Cell Factory system connector on one end and an MPC insert on the other end. Place the Cell Factory connector on the second port.



Step 7

Stand the Cell Factory system on the short side as shown. Replace tubing with a blue closure cap.

Note: Do not remove air filter.



Step 4

Connect the MPC insert of the tubing set to the MPC body on the bottle. You now have a closed system.



Step 8

Turn the Cell Factory system into incubation position and place in an incubator.








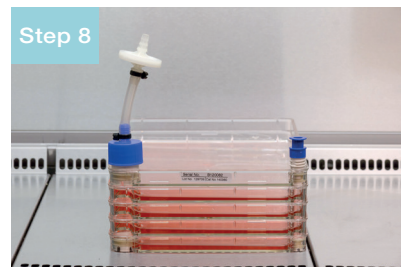
# Compact, single-use systems

We offer a full line of accessories to support the use of aseptic methods for fluid handling relating to filling, inoculation, feeding, and harvesting of Nunc Cell Factory systems. These accessories help reduce the number of open interventions and thereby help enable the development of applications requiring less open culture systems.

## Connections made easy

Plug a tubing set or media bag into any Cell Factory system to get enhanced aseptic connectivity for filling or harvesting.

## Aseptic filling using media bag

 <p><b>Step 1</b></p>	<p>All aseptic connections need to be done under controlled environment (e.g., biological safety cabinet).</p>	 <p><b>Step 5</b></p>	<p>Turn the Cell Factory system on side with air filter up. Open clamp to start filling. Medium will level out between the trays during filling.</p>
 <p><b>Step 2</b></p>	<p>Connect air filter to one port in order to allow pressure to be released during filling.</p>	 <p><b>Step 6</b></p>	<p>After the medium has fully leveled out in the previous position, turn the Cell Factory system on the short side with the ports upright.</p>
 <p><b>Step 3</b></p>	<p>Attach the tubing set with the MPC body to the other port.</p>	 <p><b>Step 7</b></p>	<p>To remove bag, replace tubing connection with a blue closure cap.  Note: Do not remove air filter.</p>
 <p><b>Step 4</b></p>	<p>Connect the MPC insert from the bag to the MPC body on the Cell Factory system. You now have a closed system.  Note: Be sure the bag is hung higher than the Cell Factory system.</p>	 <p><b>Step 8</b></p>	<p>Turn the Cell Factory system into incubation position. The Cell Factory system is now ready for incubation.</p>

The tables below show the products used in each closed system



Product	Cat. No.
10-layer standard Nunc Cell Factory System (sterile)	164327 (2 per case) 170009 (6 per case)
2 L Nalgene Square PETG Media Bottle (sterile)	2019-2000
Nalgene Top Works Closure (sterile)	2135-5310
Nunc Blue Cover Cap (sterile)	170615
Nunc Cell Factory Feed Tubing Set with MPC insert (sterile)	140817
Nunc 1.0 µm Air Vent Filter Assembly (sterile)	173248
Not shown option: Nunc 0.22 µm Air Vent Filter Assembly (sterile)	173249

Product	Cat. No.
4-layer Nunc EasyFill Cell Factory System (sterile)	140360 (4 per case)
Nunc Tubing Set with MPC body (sterile)	140815
Labtainer BioProcess Container (BPC) 3 Ports, MPC insert, MPC body, Luer Lock (sterile)	SH30712.05
Nunc Blue Cover Cap, sterile	170615
Nunc 1.0 µm Air Vent Filter Assembly (sterile)	140067
Not shown option: Nunc 0.22 µm Air Vent Filter Assembly (sterile)	140080

Find out more at [thermofisher.com/cellfactory](https://thermofisher.com/cellfactory)